

「安裕」退休基金 Pension Fund “Guarantee +”

基金資料 Fund Information

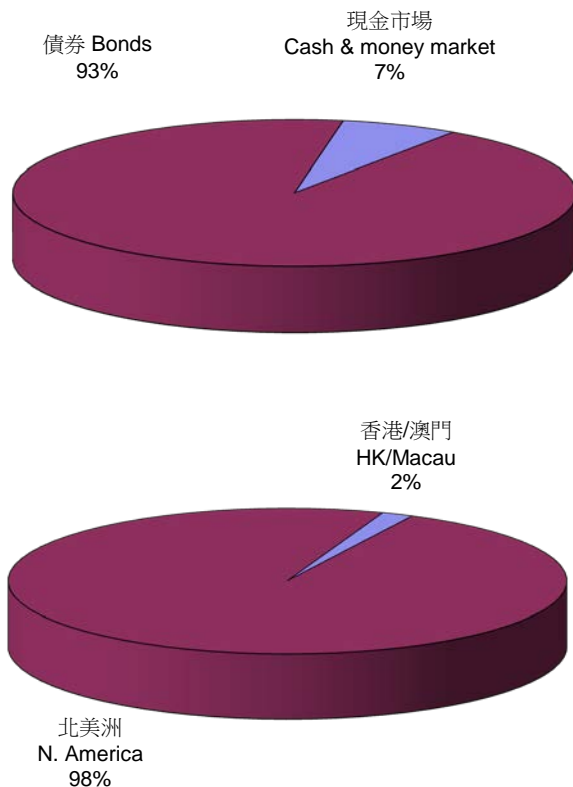
基金類別 Fund Type	保本基金 Guaranteed Fund
成立日期 Inception Date	28.11.2002
風險程度 Risk Level	低 Low
投資目標 Investment Objective	保障投資本金 Capital protection
資產組合 Asset Allocation	100% 債券及現金市場 Bonds & Money Market
綜合資產管理費 All-in-one Management Fee	1% p.a.

基金表現 Fund Performance

單位價格 Unit Price 31.03.2020 MOP125.02

年初至今 YTD	一年 1 Year	五年 5 Years	成立至今 Since Inception
-0.07%	0.60%	4.68%	25.02%

資產分佈 Asset Allocation



十大資產 Top Ten Holdings	%
REPUBLIC OF KOREA 2017	1.9
INTER-AMERICAN DEVELOPMENT BANK 2018	1.8
ASIAN DEVELOPMENT BANK ADB 2015 SR	1.6
SP POWERASSETS LTD 2015 SERIES 23	1.5
TEMASEK FIN (I) 2012 SR SERIES 12 TRANCHE 3	1.5
MTR CORP (CI) LTD 2016 EMTN SR	1.4
KREDITANSTALT FUR WIEDERAUFBAU 2018	1.4
JAPAN BANK INTER'L COOPERATION 2018	1.4
AIRPORT AUTHORITY 2019 EMTN	1.4
PROVINCE OF ALBERTA 2018	1.3

注意：基金過往業績並不代表將來的表現。此投資表現報告內的資料以基金貨幣(澳門幣)計算。如欲獲取更多基金資料，請前往我們的網站 www.mpfm.com.mo 並登入閣下之退休基金帳戶。

Note: Past performance is not a guide to the future. All performance data in this report is in the currency of the fund (MOP). For more detailed fund information, please visit our website at www.mpfm.com.mo and login to your Pension Fund Account.

基金資料 Fund Information

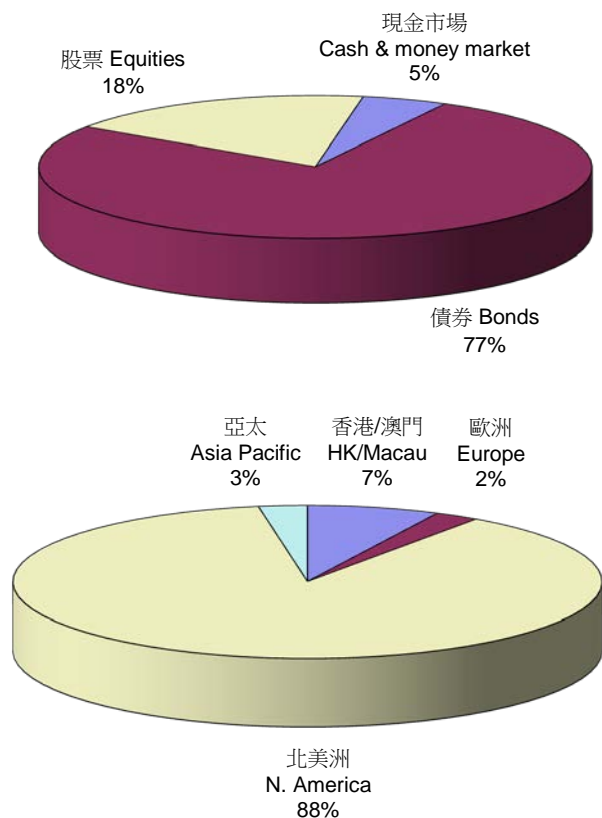
基金類別 Fund Type	穩定基金 Stable Fund
成立日期 Inception Date	17.12.2001
風險程度 Risk Level	低至中 Low / Medium
投資目標 Investment Objective	資本風險最小化 Minimized capital risk
資產組合 Asset Allocation	75% 債券及現金市場 Bonds & Money Market, 25% 股票 Equities
綜合資產管理費 All-in-one Management Fee	1% p.a.

基金表現 Fund Performance

單位價格 Unit Price 31.03.2020 MOP150.89

年初至今 YTD	一年 1 Year	五年 5 Years	成立至今 Since Inception
-3.99%	0.54%	10.38%	50.89%

資產分佈 Asset Allocation



十大資產 Top Ten Holdings	%
XTRACKERS (IE) PLC - MSCI USA UCITS ETF	4.1
UBS ETF SICAV-UBS ETF-MSCI EMERGING MKT	3.4
CLIFFORD CAPITAL PTE LTD 2018	2.5
BERKSHIRE HATH- NOTES 2016	2.5
WALT DISNEY COMPANY 2016 MTN SERIES F	2.4
MTR CORP-ASSET BACKED SECURITIES 2016	2.3
MTN TOYOTA MOTOR CREDIT CORP. 2016	2.3
ASIAN DEVELOP BANK - NOTES 2015	2.1
MEDIUM TERM NOTES INTER-AM DEV BK 2018	2.0
UBS ETF SICAV-MSCI UNITED KINGDOM	2.0

注意：基金過往業績並不代表將來的表現。基金價格可升可跌，投資者可能無法全數收回已投資的金額。此投資表現報告內的資料以基金貨幣(澳門幣)計算。如欲獲取更多基金資料，請前往我們的網站 www.mpfm.com.mo 並登入閣下之退休基金帳戶。

Note: Past performance is not a guide to the future. Unit price may fall as well as rise and investors may not get back the full amount invested. All performance data in this report is in the currency of the fund (MOP). For more detailed fund information, please visit our website at www.mpfm.com.mo and login to your Pension Fund Account.

「MPFM 穩定基金」退休基金 Pension Fund “MPFM Stable Fund”

基金資料 Fund Information

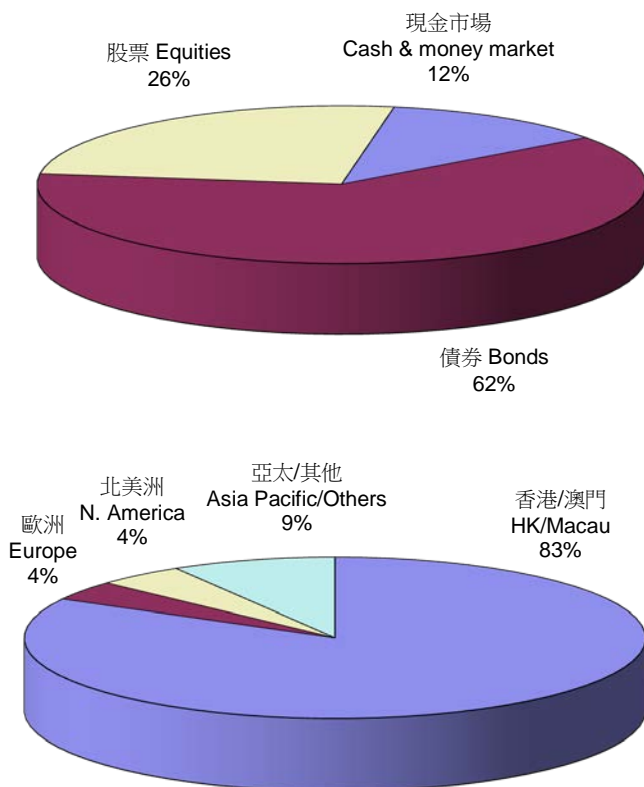
基金類別 Fund Type	穩定基金 Stable Fund
成立日期 Inception Date	04.11.2011
風險程度 Risk Level	低至中 Low / Medium
投資目標 Investment Objective	資本風險最小化 Minimized capital risk
資產組合 Asset Allocation	60-80% 債券及現金市場 Bonds & Money Market, 20-40% 股票 Equities
綜合資產管理費 All-in-one Management Fee	1% p.a.

基金表現 Fund Performance

單位價格 Unit Price 31.03.2020 MOP122.42

年初至今 YTD	一年 1 Year	五年 5 Years	成立至今 Since Inception
-2.42%	-1.02%	7.22%	22.42%

資產分佈 Asset Allocation



十大資產 Top Ten Holdings	%
HONG KONG GOVT BOND PROGRAMME-1.1%	1.9
HONG KONG GOVT BONDPROGRAMME-1.97%	1.8
HONG KONG GOVT BONDPROGRAMME-2.02%	1.6
TENCENT HOLDINGS LTD	1.5
HONG KONG GOVT BOND PROGRAMME-2.22%	1.3
HONG KONG GOVT BOND PROGRAMME-1.68%	1.3
HK SCIENCE & TECH PARKS-3.2%	1.3
MUFG BANK LTD/HONG KONG-3.01%	1.2
MTR CORP CI LTD-2.65%	1.2
CHINA DEVELOPMENT BK/HK-2.95%	1.1

注意：基金過往業績並不代表將來的表現。基金價格可升可跌，投資者可能無法全數收回已投資的金額。此投資表現報告內的資料以基金貨幣(澳門幣)計算。如欲獲取更多基金資料，請前往我們的網站 www.mpfm.com.mo 並登入閣下之退休基金帳戶。

Note: Past performance is not a guide to the future. Unit price may fall as well as rise and investors may not get back the full amount invested. All performance data in this report is in the currency of the fund (MOP). For more detailed fund information, please visit our website at www.mpfm.com.mo and login to your Pension Fund Account.

「安匯」退休基金 Pension Fund “Global-Balanced”

基金資料 Fund Information

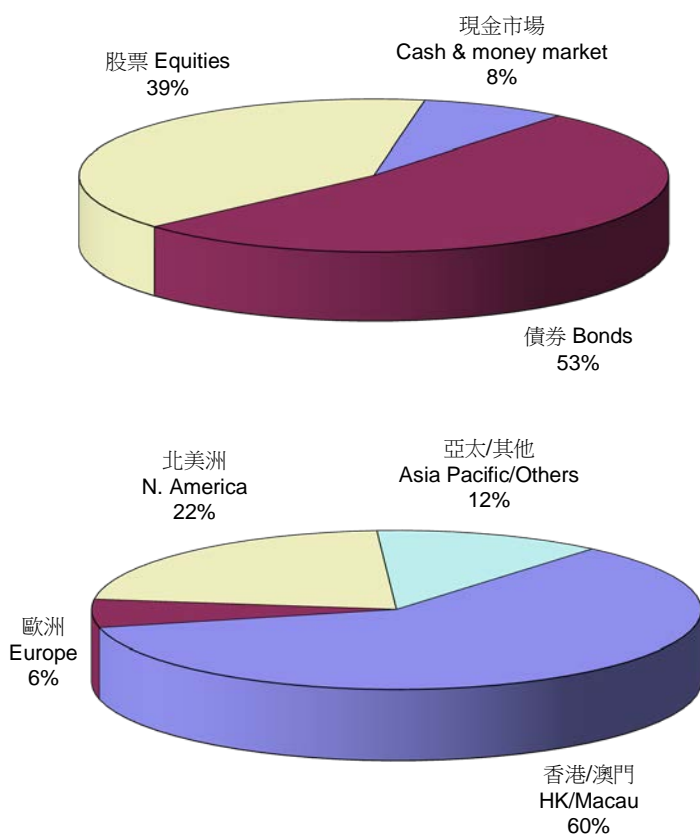
基金類別 Fund Type	均衡基金 Balanced Fund
成立日期 Inception Date	12.10.2006
風險程度 Risk Level	中 Medium
投資目標 Investment Objective	資本風險最小化 Minimized capital risk
資產組合 Asset Allocation	50% 債券及現金市場 Bonds & Money Market, 50% 股票 Equities
綜合資產管理費 All-in-one Management Fee	1% p.a.

基金表現 Fund Performance

單位價格 Unit Price 31.03.2020 MOP120.27

年初至今 YTD	一年 1 Year	五年 5 Years	成立至今 Since Inception
-8.61%	-3.61%	7.06%	20.27%

資產分佈 Asset Allocation



十大資產 Top Ten Holdings	%
HONG KONG GOVT BOND PROGRAMME-1.1%	1.6
HONG KONG GOVT BONDPROGRAMME-1.97%	1.5
HONG KONG GOVT BONDPROGRAMME-2.02%	1.4
MICROSOFT CORP	1.1
HONG KONG GOVT BOND PROGRAMME-2.22%	1.1
HONG KONG GOVT BOND PROGRAMME-1.68%	1.1
HK SCIENCE & TECH PARKS-3.2%	1.1
MUFG BANK LTD/HONG KONG-3.01%	1.0
MTR CORP CI LTD-2.65%	1.0
APPLE INC	1.0

注意：基金過往業績並不代表將來的表現。基金價格可升可跌，投資者可能無法全數收回已投資的金額。此投資表現報告內的資料以基金貨幣(澳門幣)計算。如欲獲取更多基金資料，請前往我們的網站 www.mpfm.com.mo 並登入閣下之退休基金帳戶。

Note: Past performance is not a guide to the future. Unit price may fall as well as rise and investors may not get back the full amount invested. All performance data in this report is in the currency of the fund (MOP). For more detailed fund information, please visit our website at www.mpfm.com.mo and login to your Pension Fund Account.

「MPFM 均衡基金」退休基金 Pension Fund “MPFM Balanced Fund”

基金資料 Fund Information

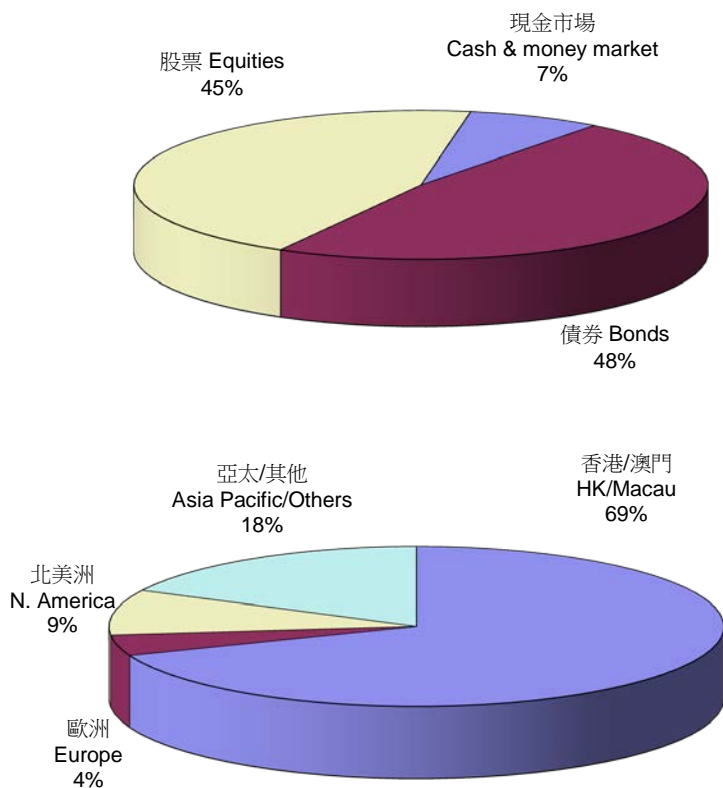
基金類別 Fund Type	均衡基金 Balanced Fund
成立日期 Inception Date	04.11.2011
風險程度 Risk Level	中 Medium
投資目標 Investment Objective	資本風險最小化 Minimized capital risk
資產組合 Asset Allocation	40-60% 債券及現金市場 Bonds & Money Market, 40-60% 股票 Equities
綜合資產管理費 All-in-one Management Fee	1% p.a.

基金表現 Fund Performance

單位價格 Unit Price 31.03.2020 MOP127.14

年初至今 YTD	一年 1 Year	五年 5 Years	成立至今 Since Inception
-6.88%	-5.13%	6.63%	27.14%

資產分佈 Asset Allocation



十大資產 Top Ten Holdings	%
TENCENT HOLDINGS LTD	2.8
CHINA CONSTRUCTION BANK CORP-H	1.8
HONG KONG GOVT BOND PROGRAMME-1.1%	1.4
HONG KONG GOVT BOND PROGRAMME-1.97%	1.4
HONG KONG GOVT BOND PROGRAMME-2.02%	1.2
AIA GROUP LTD	1.1
HONG KONG GOVT BOND PROGRAMME-2.22%	1.0
HONG KONG GOVT BOND PROGRAMME-1.68%	1.0
HK SCIENCE & TECH PARKS-3.2%	1.0
PING AN INSURANCE GRP CO OF CHINA LTD-H	1.0

注意：基金過往業績並不代表將來的表現。基金價格可升可跌，投資者可能無法全數收回已投資的金額。此投資表現報告內的資料以基金貨幣(澳門幣)計算。如欲獲取更多基金資料，請前往我們的網站 www.mic.com.mo 並登入閣下之退休基金帳戶。

Note: Past performance is not a guide to the future. Unit price may fall as well as rise and investors may not get back the full amount invested. All performance data in this report is in the currency of the fund (MOP). For more detailed fund information, please visit our website at www.mic.com.mo and login to your Pension Fund Account.

「昇悅」退休基金 Pension Fund “Starry-Growth”

基金資料 Fund Information

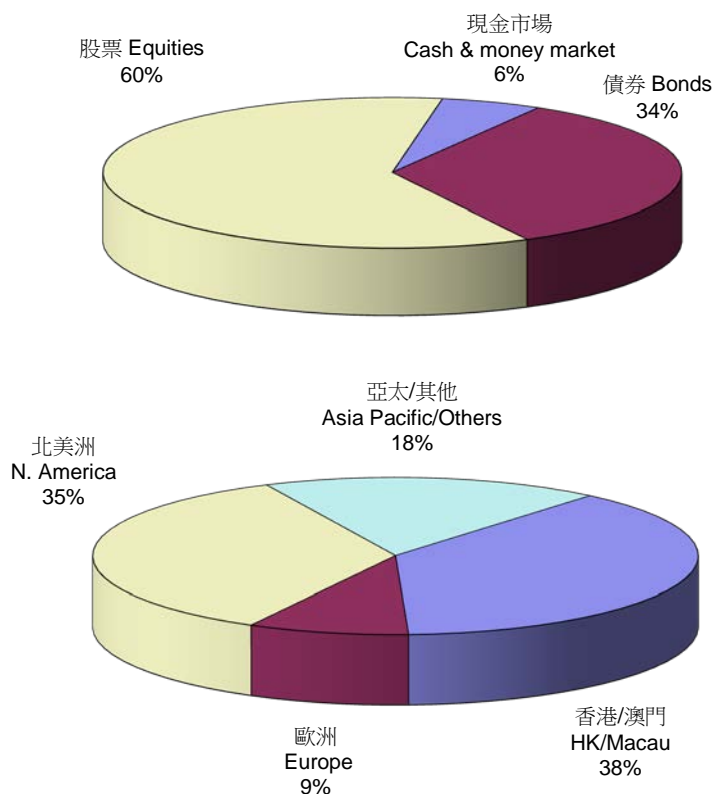
基金類別 Fund Type	增長基金 Growth Fund
成立日期 Inception Date	10.10.2003
風險程度 Risk Level	中至高 Medium / High
投資目標 Investment Objective	資本增值 Capital appreciation
資產組合 Asset Allocation	33% 債券及現金市場 Bonds & Money Market, 三分之二 股票 Equities
綜合資產管理費 All-in-one Management Fee	1% p.a.

基金表現 Fund Performance

單位價格 Unit Price 31.03.2020 MOP157.70

年初至今 YTD	一年 1 Year	五年 5 Years	成立至今 Since Inception
-13.71%	-7.43%	7.56%	57.70%

資產分佈 Asset Allocation



十大資產 Top Ten Holdings	%
MICROSOFT CORP	1.8
APPLE INC	1.6
AMAZON.COM INC.	1.2
ALPHABET INC.	1.0
HONG KONG GOVT BOND PROGRAMME-1.1%	1.0
HONG KONG GOVT BOND PROGRAMME-1.97%	1.0
HONG KONG GOVT BOND PROGRAMME-2.02%	0.9
HONG KONG GOVT BOND PROGRAMME-2.22%	0.7
HONG KONG GOVT BOND PROGRAMME-1.68%	0.7
HK SCIENCE & TECH PARKS-3.2%	0.7

注意：基金過往業績並不代表將來的表現。基金價格可升可跌，投資者可能無法全數收回已投資的金額。此投資表現報告內的資料以基金貨幣(澳門幣)計算。如欲獲取更多基金資料，請前往我們的網站 www.mpfm.com.mo 並登入閣下之退休基金帳戶。

Note: Past performance is not a guide to the future. Unit price may fall as well as rise and investors may not get back the full amount invested. All performance data in this report is in the currency of the fund (MOP). For more detailed fund information, please visit our website at www.mpfm.com.mo and login to your Pension Fund Account.

「MPFM 增長基金」退休基金 Pension Fund “MPFM Growth Fund”

基金資料 Fund Information

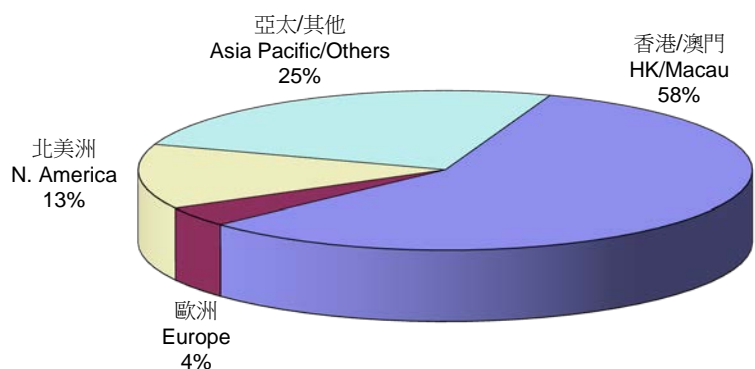
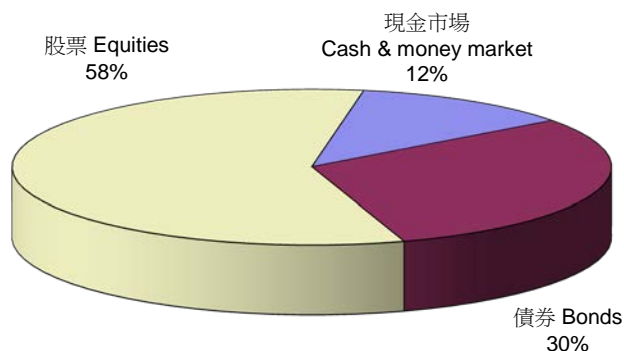
基金類別 Fund Type	增長基金 Growth Fund
成立日期 Inception Date	04.11.2011
風險程度 Risk Level	中至高 Medium / High
投資目標 Investment Objective	資本增值 Capital appreciation
資產組合 Asset Allocation	30-40% 債券及現金市場 Bonds & Money Market, 60-70% 股票 Equities
綜合資產管理費 All-in-one Management Fee	1% p.a.

基金表現 Fund Performance

單位價格 Unit Price 31.03.2020 MOP132.92

年初至今 YTD	一年 1 Year	五年 5 Years	成立至今 Since Inception
-10.29%	-8.22%	6.13%	32.92%

資產分佈 Asset Allocation



十大資產 Top Ten Holdings	%
TENCENT HOLDINGS LTD	3.5
CHINA CONSTRUCTION BANK CORP-H	2.3
AIA GROUP LTD	1.3
PING AN INSURANCE GRP CO OF CHINA LTD-H	1.3
ALIBABA GROUP HOLDING LTD	1.0
INDUSTRIAL & COMM BANK OF CHINA LTD-H	0.9
SUNAC CHINA HOLDINGS LTD	0.9
HONG KONG GOVT BOND PROGRAMME-1.1%	0.9
HONG KONG GOVT BOND PROGRAMME-1.97%	0.9
MEITUAN DIANPING-B	0.9

注意：基金過往業績並不代表將來的表現。基金價格可升可跌，投資者可能無法全數收回已投資的金額。此投資表現報告內的資料以基金貨幣(澳門幣)計算。如欲獲取更多基金資料，請前往我們的網站 www.mpfm.com.mo 並登入閣下之退休基金帳戶。

Note: Past performance is not a guide to the future. Unit price may fall as well as rise and investors may not get back the full amount invested. All performance data in this report is in the currency of the fund (MOP). For more detailed fund information, please visit our website at www.mpfm.com.mo and login to your Pension Fund Account.

「昇龍」退休基金 Pension Fund “Golden-Dragon”

基金資料 Fund Information

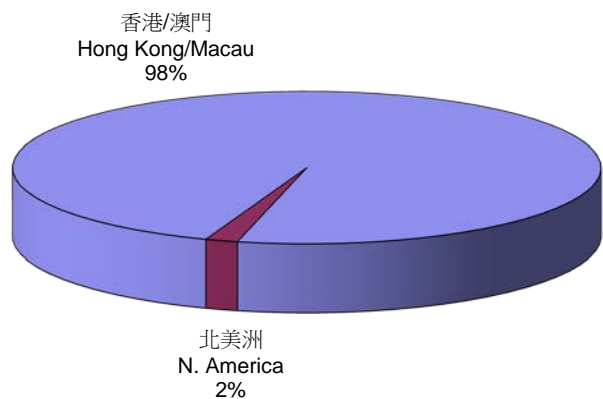
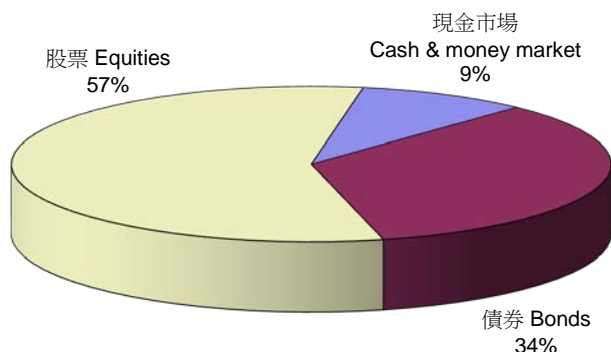
基金類別 Fund Type	大中華基金 Greater China Fund
成立日期 Inception Date	12.10.2006
風險程度 Risk Level	中至高 Medium / High
投資目標 Investment Objective	資本增值 Capital appreciation
資產組合 Asset Allocation	30% 債券及現金市場 Bonds & Money Market, 70% 大中華股票 Greater China Equities
綜合資產管理費 All-in-one Management Fee	1% p.a.

基金表現 Fund Performance

單位價格 Unit Price 31.03.2020 MOP169.36

年初至今 YTD	一年 1 Year	五年 5 Years	成立至今 Since Inception
-8.60%	-8.09%	-0.59%	69.36%

資產分佈 Asset Allocation



十大資產 Top Ten Holdings	%
TENCENT HOLDINGS LTD	6.0
CHINA CONSTRUCTION BANK	5.5
PING AN INSURANCE	4.2
INDUSTRIAL AND COMMERCIAL BOC	3.6
CHINA MOBILE LTD	3.3
AIA GROUP LTD.	2.9
HSBC HOLDINGS	2.6
BANK OF CHINA	2.2
CNOOC	1.3
HONG KONG GOVT BOND PROGRAMME-1.1%	1.0

注意：基金過往業績並不代表將來的表現。基金價格可升可跌，投資者可能無法全數收回已投資的金額。此投資表現報告內的資料以基金貨幣(澳門幣)計算。如欲獲取更多基金資料，請前往我們的網站 www.mpfm.com.mo 並登入閣下之退休基金帳戶。

Note: Past performance is not a guide to the future. Unit price may fall as well as rise and investors may not get back the full amount invested. All performance data in this report is in the currency of the fund (MOP). For more detailed fund information, please visit our website at www.mpfm.com.mo and login to your Pension Fund Account.

「MPFM 騰龍基金」退休基金 Pension Fund “MPFM Dragon Fund”

基金資料 Fund Information

基金類別 Fund Type	大中華基金 Greater China Fund
成立日期 Inception Date	04.11.2011
風險程度 Risk Level	中至高 Medium / High
投資目標 Investment Objective	資本增值 Capital appreciation
資產組合 Asset Allocation	30-40% 債券及現金市場 Bonds & Money Market, 60-70% 大中華股票 Greater China Equities
綜合資產管理費 All-in-one Management Fee	1% p.a.

基金表現 Fund Performance

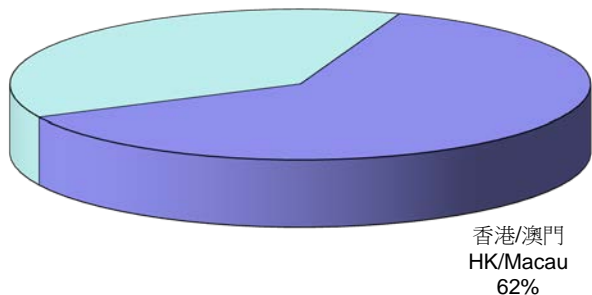
單位價格 Unit Price 31.03.2020 MOP135.73

年初至今 YTD	一年 1 Year	五年 5 Years	成立至今 Since Inception
-7.89%	-7.17%	8.55%	35.73%

資產分佈 Asset Allocation



亞太/其他
Asia Pacific/Others
38%



十大資產 Top Ten Holdings	%
TENCENT HOLDINGS LTD	6.1
CHINA CONSTRUCTION BANK CORP-H	4.8
PING AN INSURANCE GRP CO OF CHINA LTD-H	2.5
ALIBABA GROUP HOLDING LTD	2.5
SUNAC CHINA HOLDINGS LTD	2.0
INDUSTRIAL & COMM BANK OF CHINA LTD-H	1.9
AIA GROUP LTD	1.8
CHINA MOBILE LTD	1.6
MEITUAN DIANPING-B	1.5
SHIMAO PROPERTY HOLDINGS LTD	1.5

注意：基金過往業績並不代表將來的表現。基金價格可升可跌，投資者可能無法全數收回已投資的金額。此投資表現報告內的資料以基金貨幣(澳門幣)計算。如欲獲取更多基金資料，請前往我們的網站 www.mpfm.com.mo 並登入閣下之退休基金帳戶。

Note: Past performance is not a guide to the future. Unit price may fall as well as rise and investors may not get back the full amount invested. All performance data in this report is in the currency of the fund (MOP). For more detailed fund information, please visit our website at www.mpfm.com.mo and login to your Pension Fund Account.