

「安裕」退休基金 Pension Fund “Guarantee +”

基金資料 Fund Information

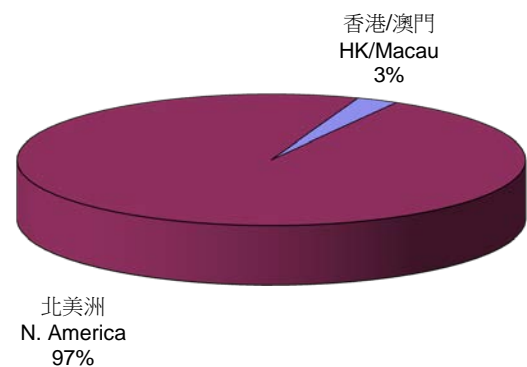
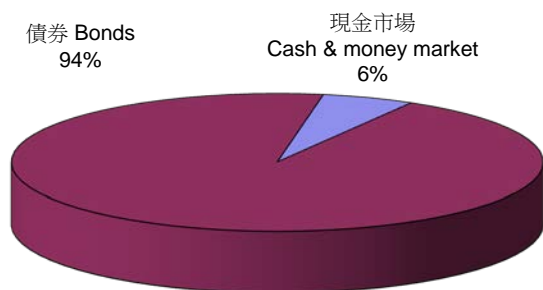
基金類別 Fund Type	保本基金 Guaranteed Fund
成立日期 Inception Date	28.11.2002
風險程度 Risk Level	低 Low
投資目標 Investment Objective	保障投資本金 Capital protection
資產組合 Asset Allocation	100% 債券及現金市場 Bonds & Money Market
綜合資產管理費 All-in-one Management Fee	1% p.a.

基金表現 Fund Performance

單位價格 Unit Price 31.12.2019 MOP125.11

年初至今 YTD	一年 1 Year	五年 5 Years	成立至今 Since Inception
1.34%	1.34%	4.74%	25.11%

資產分佈 Asset Allocation



十大資產 Top Ten Holdings	%
REPUBLIC OF KOREA 2017	1.9
SP POWERASSETS LTD 2015 SERIES 23	1.5
TEMASEK FIN (I) 2012 SR SERIES 12 TRANCHE 3	1.5
MTR CORP (CI) LTD 2016 EMTN SR	1.4
INTER-AMERICAN DEVELOPMENT BANK 2018	1.3
JAPAN BANK INTER'L COOPERATION 2018	1.3
PROVINCE OF ALBERTA 2018	1.3
KREDITANSTALT FUR WIEDERAUFBAU 2018	1.3
AIRPORT AUTHORITY 2019 EMTN	1.3
APPLE INC 2014 GLOBAL SR	1.3

注意：基金過往業績並不代表將來的表現。此投資表現報告內的資料以基金貨幣(澳門幣)計算。如欲獲取更多基金資料，請前往我們的網站 [www.mpfm.com.mo](http://www.mpfm.com.mo) 並登入閣下之退休基金帳戶。

Note: Past performance is not a guide to the future. All performance data in this report is in the currency of the fund (MOP). For more detailed fund information, please visit our website at [www.mpfm.com.mo](http://www.mpfm.com.mo) and login to your Pension Fund Account.

## 基金資料 Fund Information

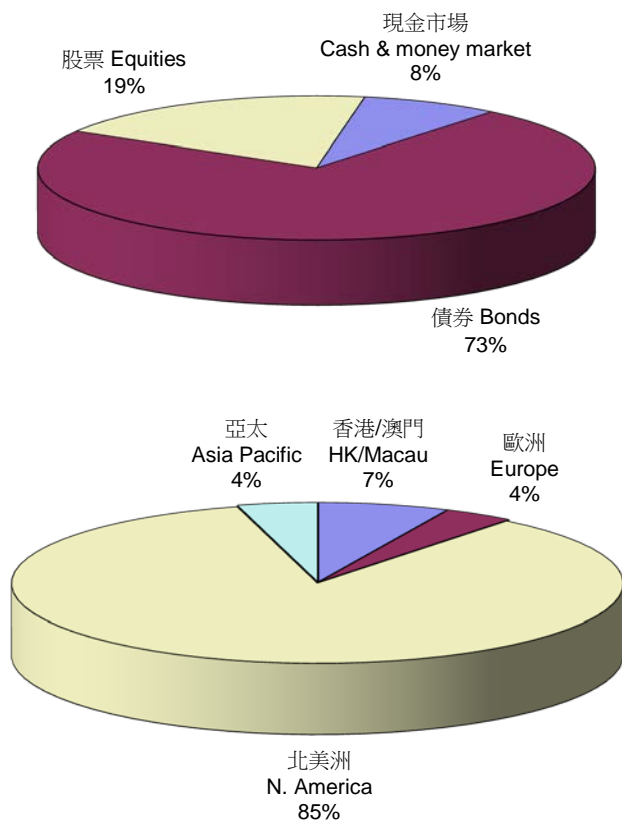
基金類別 Fund Type	穩定基金 Stable Fund
成立日期 Inception Date	17.12.2001
風險程度 Risk Level	低至中 Low / Medium
投資目標 Investment Objective	資本風險最小化 Minimized capital risk
資產組合 Asset Allocation	75% 債券及現金市場 Bonds & Money Market, 25% 股票 Equities
綜合資產管理費 All-in-one Management Fee	1% p.a.

## 基金表現 Fund Performance

單位價格 Unit Price 31.12.2019 MOP157.16

年初至今 YTD	一年 1 Year	五年 5 Years	成立至今 Since Inception
9.76%	9.76%	16.63%	57.16%

## 資產分佈 Asset Allocation



十大資產 Top Ten Holdings	%
XTRACKERS (IE) PLC - MSCI USA UCITS ETF	4.7
UBS (IRL) ETF PLC-MSCI USA SELECT FACTOR	2.4
UBS ETF SICAV-MSCI UNITED KINGDOM	2.4
BERKSHIRE HATH- NOTES 2016	2.4
UBS ETF SICAV-UBS ETF-MSCI EMERGING MKT	2.3
MTN TOYOTA MOTOR CREDIT CORP. 2016	2.2
MTR CORP-ASSET BACKED SECURITIES 2016	2.2
WALT DISNEY COMPANY 2016 MTN SERIES F	2.2
ASIAN DEVELOP BANK - NOTES 2015	2.0
UBS ETF - MSCI JAPAN UCITS ETF (JPY)	1.9

注意：基金過往業績並不代表將來的表現。基金價格可升可跌，投資者可能無法全數收回已投資的金額。此投資表現報告內的資料以基金貨幣(澳門幣)計算。如欲獲取更多基金資料，請前往我們的網站 [www.mpfm.com.mo](http://www.mpfm.com.mo) 並登入閣下之退休基金帳戶。

Note: Past performance is not a guide to the future. Unit price may fall as well as rise and investors may not get back the full amount invested. All performance data in this report is in the currency of the fund (MOP). For more detailed fund information, please visit our website at [www.mpfm.com.mo](http://www.mpfm.com.mo) and login to your Pension Fund Account.

「MPFM 穩定基金」退休基金 Pension Fund “MPFM Stable Fund”

基金資料 Fund Information

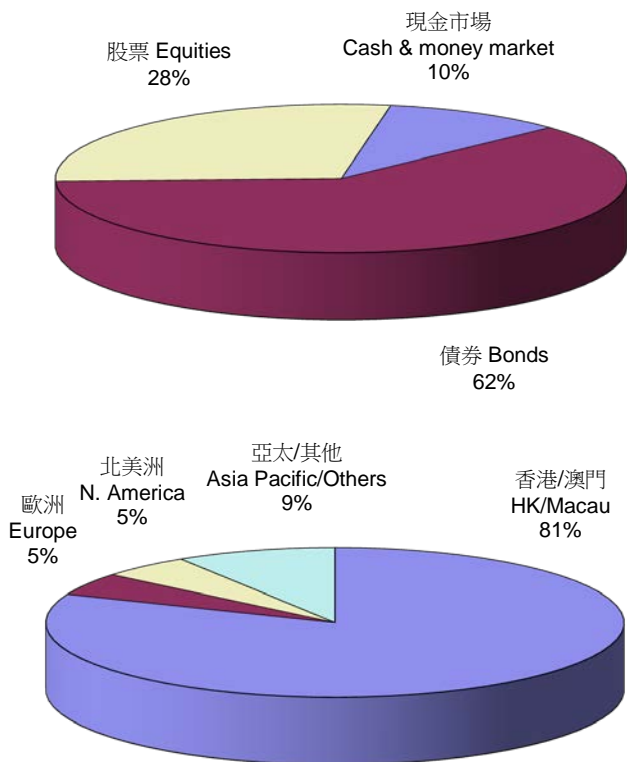
基金類別 Fund Type	穩定基金 Stable Fund
成立日期 Inception Date	04.11.2011
風險程度 Risk Level	低至中 Low / Medium
投資目標 Investment Objective	資本風險最小化 Minimized capital risk
資產組合 Asset Allocation	60-80% 債券及現金市場 Bonds & Money Market, 20-40% 股票 Equities
綜合資產管理費 All-in-one Management Fee	1% p.a.

基金表現 Fund Performance

單位價格 Unit Price 31.12.2019 MOP125.45

年初至今 YTD	一年 1 Year	五年 5 Years	成立至今 Since Inception
6.48%	6.48%	12.19%	25.45%

資產分佈 Asset Allocation



十大資產 Top Ten Holdings	%
HONG KONG GOVT BONDPROGRAMME-1.97%	2.0
HONG KONG GOVT BOND PROGRAMME-1.1%	1.7
TENCENT HOLDINGS LTD	1.5
HONG KONG GOVT BOND PROGRAMME-2.22%	1.2
HK SCIENCE & TECH PARKS-3.2%	1.2
HONG KONG GOVT BOND PROGRAMME-1.68%	1.2
MUFG BANK LTD/HONG KONG-3.01%	1.1
MTR CORP CI LTD-2.65%	1.1
HANG SENG BANK LTD-3%	1.0
CHINA DEVELOPMENT BK/HK-2.95%	1.0

注意：基金過往業績並不代表將來的表現。基金價格可升可跌，投資者可能無法全數收回已投資的金額。此投資表現報告內的資料以基金貨幣(澳門幣)計算。如欲獲取更多基金資料，請前往我們的網站 [www.mpfm.com.mo](http://www.mpfm.com.mo) 並登入閣下之退休基金帳戶。

Note: Past performance is not a guide to the future. Unit price may fall as well as rise and investors may not get back the full amount invested. All performance data in this report is in the currency of the fund (MOP). For more detailed fund information, please visit our website at [www.mpfm.com.mo](http://www.mpfm.com.mo) and login to your Pension Fund Account.

「安匯」退休基金 Pension Fund “Global-Balanced”

基金資料 Fund Information

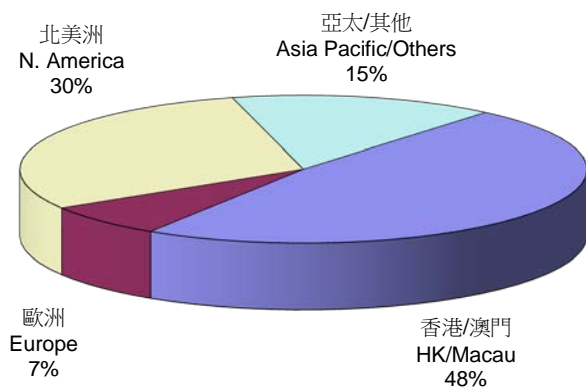
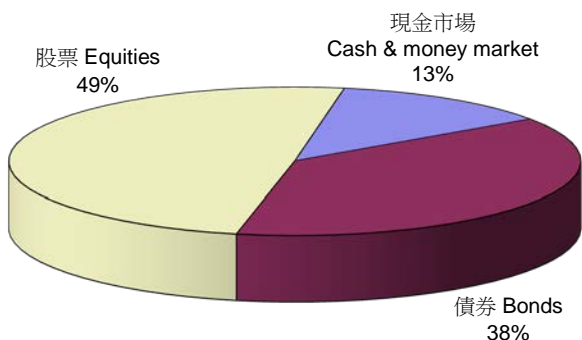
基金類別 Fund Type	均衡基金 Balanced Fund
成立日期 Inception Date	12.10.2006
風險程度 Risk Level	中 Medium
投資目標 Investment Objective	資本風險最小化 Minimized capital risk
資產組合 Asset Allocation	50% 債券及現金市場 Bonds & Money Market, 50% 股票 Equities
綜合資產管理費 All-in-one Management Fee	1% p.a.

基金表現 Fund Performance

單位價格 Unit Price 31.12.2019 MOP131.60

年初至今 YTD	一年 1 Year	五年 5 Years	成立至今 Since Inception
12.12%	12.12%	17.25%	31.60%

資產分佈 Asset Allocation



十大資產 Top Ten Holdings	%
HONG KONG GOVT BONDPROGRAMME-1.97%	1.3
APPLE INC	1.2
MICROSOFT CORP	1.2
HONG KONG GOVT BOND PROGRAMME-1.1%	1.1
ALPHABET INC.	0.8
HONG KONG GOVT BOND PROGRAMME-2.22%	0.8
AMAZON.COM INC.	0.7
HK SCIENCE & TECH PARKS-3.2%	0.7
HONG KONG GOV'T BOND PROGRAMME-1.68%	0.7
MUFG BANK LTD/HONG KONG-3.01%	0.7

注意：基金過往業績並不代表將來的表現。基金價格可升可跌，投資者可能無法全數收回已投資的金額。此投資表現報告內的資料以基金貨幣(澳門幣)計算。如欲獲取更多基金資料，請前往我們的網站 [www.mpfm.com.mo](http://www.mpfm.com.mo) 並登入閣下之退休基金帳戶。

Note: Past performance is not a guide to the future. Unit price may fall as well as rise and investors may not get back the full amount invested. All performance data in this report is in the currency of the fund (MOP). For more detailed fund information, please visit our website at [www.mpfm.com.mo](http://www.mpfm.com.mo) and login to your Pension Fund Account.

「MPFM 均衡基金」退休基金 Pension Fund “MPFM Balanced Fund”

基金資料 Fund Information

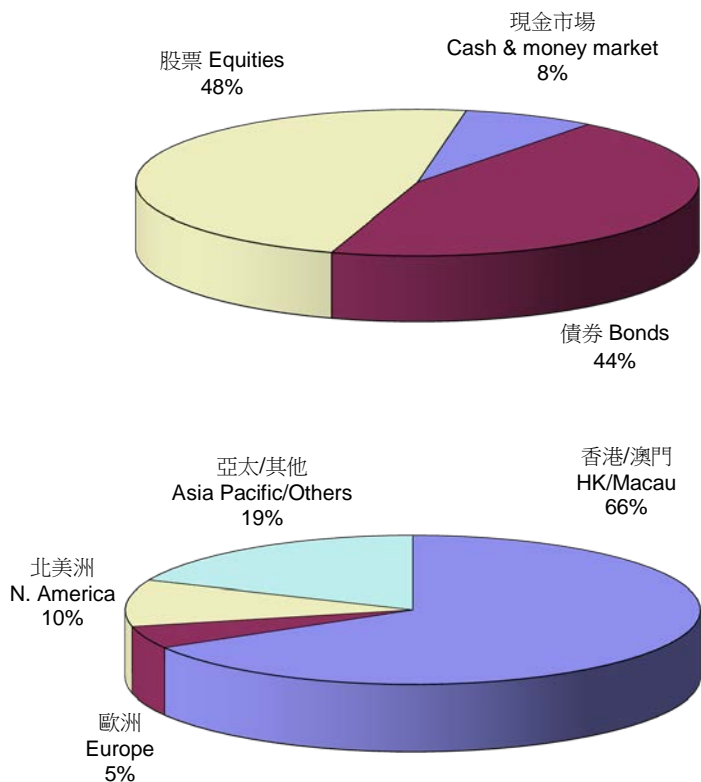
基金類別 Fund Type	均衡基金 Balanced Fund
成立日期 Inception Date	04.11.2011
風險程度 Risk Level	中 Medium
投資目標 Investment Objective	資本風險最小化 Minimized capital risk
資產組合 Asset Allocation	40-60% 債券及現金市場 Bonds & Money Market, 40-60% 股票 Equities
綜合資產管理費 All-in-one Management Fee	1% p.a.

基金表現 Fund Performance

單位價格 Unit Price 31.12.2019 MOP136.53

年初至今 YTD	一年 1 Year	五年 5 Years	成立至今 Since Inception
8.70%	8.70%	17.47%	36.53%

資產分佈 Asset Allocation



十大資產 Top Ten Holdings	%
TENCENT HOLDINGS LTD	2.5
CHINA CONSTRUCTION BANK CORP-H	1.7
HONG KONG GOVT BOND PROGRAMME-1.97%	1.5
HONG KONG GOVT BOND PROGRAMME-1.1%	1.3
PING AN INSURANCE GRP CO OF CHINA LTD-H	1.2
INDUSTRIAL & COMM BANK OF CHINA LTD-H	1.1
AIA GROUP LTD	1.1
MEITUAN DIANPING-B	1.0
HONG KONG GOVT BOND PROGRAMME-2.22%	0.9
HSBC HOLDINGS PLC	0.9

注意：基金過往業績並不代表將來的表現。基金價格可升可跌，投資者可能無法全數收回已投資的金額。此投資表現報告內的資料以基金貨幣(澳門幣)計算。如欲獲取更多基金資料，請前往我們的網站 [www.mic.com.mo](http://www.mic.com.mo) 並登入閣下之退休基金帳戶。

Note: Past performance is not a guide to the future. Unit price may fall as well as rise and investors may not get back the full amount invested. All performance data in this report is in the currency of the fund (MOP). For more detailed fund information, please visit our website at [www.mic.com.mo](http://www.mic.com.mo) and login to your Pension Fund Account.

「昇悅」退休基金 Pension Fund “Starry-Growth”

基金資料 Fund Information

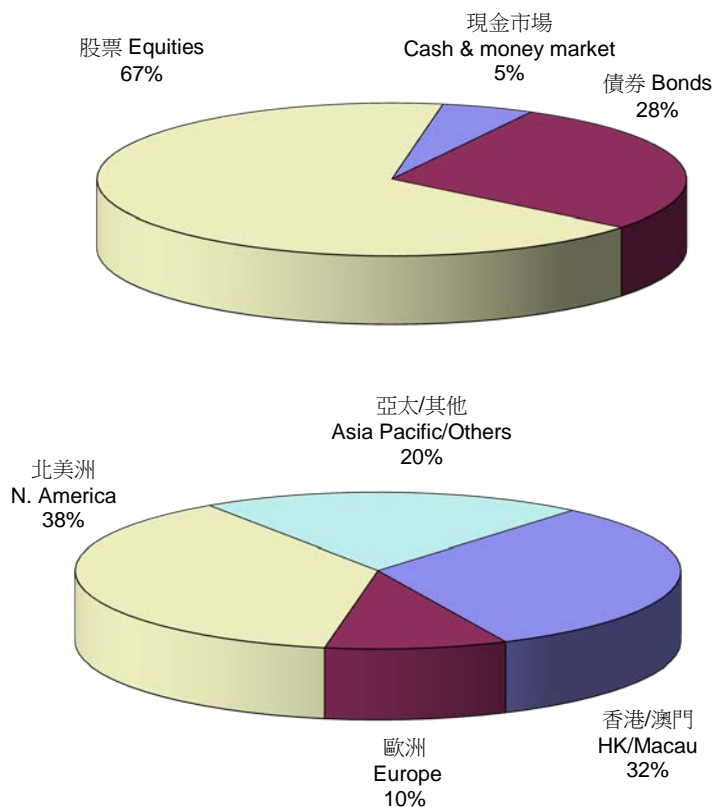
基金類別 Fund Type	增長基金 Growth Fund
成立日期 Inception Date	10.10.2003
風險程度 Risk Level	中至高 Medium / High
投資目標 Investment Objective	資本增值 Capital appreciation
資產組合 Asset Allocation	33% 債券及現金市場 Bonds & Money Market, 三分之二 股票 Equities
綜合資產管理費 All-in-one Management Fee	1% p.a.

基金表現 Fund Performance

單位價格 Unit Price 31.12.2019 MOP182.76

年初至今 YTD	一年 1 Year	五年 5 Years	成立至今 Since Inception
16.07%	16.07%	24.87%	82.76%

資產分佈 Asset Allocation



十大資產 Top Ten Holdings	%
APPLE INC	1.6
MICROSOFT CORP.	1.6
ALPHABET INC.	1.0
AMAZON.COM INC.	1.0
HONG KONG GOV'T BOND PROGRAMME-1.1%	0.8
ISHARES MSCI INDIA ETF	0.8
FACEBOOK INC.	0.6
BERKSHIRE HATHAWAY INC.	0.6
HONG KONG GOV'T BOND PROGRAMME-2.22%	0.6
JPMORGAN CHASE & CO.	0.6

注意：基金過往業績並不代表將來的表現。基金價格可升可跌，投資者可能無法全數收回已投資的金額。此投資表現報告內的資料以基金貨幣(澳門幣)計算。如欲獲取更多基金資料，請前往我們的網站 [www.mpfm.com.mo](http://www.mpfm.com.mo) 並登入閣下之退休基金帳戶。

Note: Past performance is not a guide to the future. Unit price may fall as well as rise and investors may not get back the full amount invested. All performance data in this report is in the currency of the fund (MOP). For more detailed fund information, please visit our website at [www.mpfm.com.mo](http://www.mpfm.com.mo) and login to your Pension Fund Account.

「MPFM 增長基金」退休基金 Pension Fund “MPFM Growth Fund”

基金資料 Fund Information

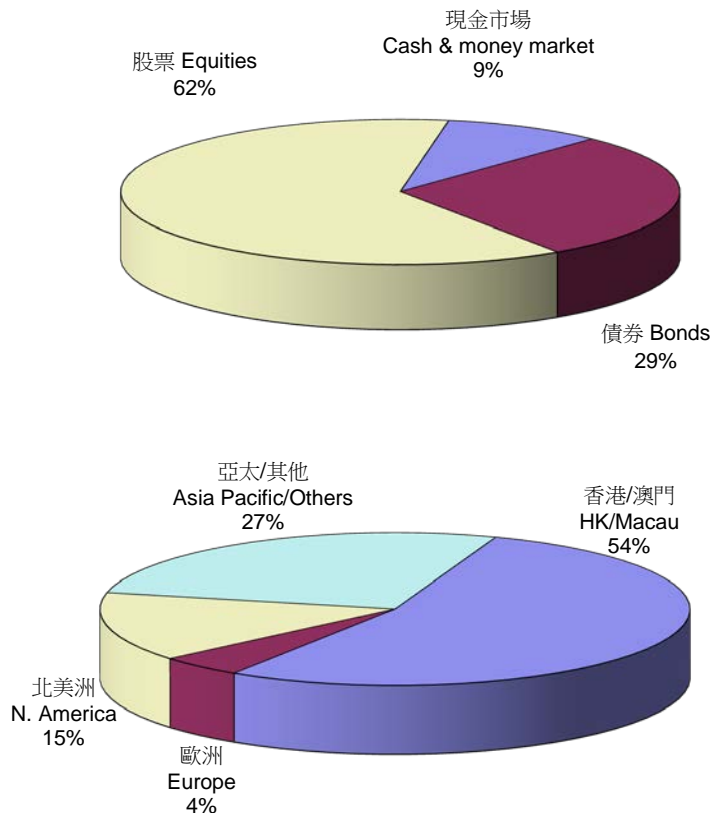
基金類別 Fund Type	增長基金 Growth Fund
成立日期 Inception Date	04.11.2011
風險程度 Risk Level	中至高 Medium / High
投資目標 Investment Objective	資本增值 Capital appreciation
資產組合 Asset Allocation	30-40% 債券及現金市場 Bonds & Money Market, 60-70% 股票 Equities
綜合資產管理費 All-in-one Management Fee	1% p.a.

基金表現 Fund Performance

單位價格 Unit Price 31.12.2019 MOP148.16

年初至今 YTD	一年 1 Year	五年 5 Years	成立至今 Since Inception
10.73%	10.73%	21.86%	48.16%

資產分佈 Asset Allocation



十大資產 Top Ten Holdings	%
TENCENT HOLDINGS LTD	3.2
CHINA CONSTRUCTION BANK CORP-H	2.2
PING AN INSURANCE GRP CO OF CHINA LTD-H	1.6
INDUSTRIAL & COMM BANK OF CHINA LTD-H	1.5
AIA GROUP LTD	1.2
MEITUAN DIANPING-B	1.2
SUNAC CHINA HOLDINGS LTD	1.0
HSBC HOLDINGS PLC	1.0
HONG KONG GOV'T BONDPROGRAMME-1.97%	1.0
HONG KONG GOV'T BONDPROGRAMME-1.1%	0.8

注意：基金過往業績並不代表將來的表現。基金價格可升可跌，投資者可能無法全數收回已投資的金額。此投資表現報告內的資料以基金貨幣(澳門幣)計算。如欲獲取更多基金資料，請前往我們的網站 [www.mpfm.com.mo](http://www.mpfm.com.mo) 並登入閣下之退休基金帳戶。

Note: Past performance is not a guide to the future. Unit price may fall as well as rise and investors may not get back the full amount invested. All performance data in this report is in the currency of the fund (MOP). For more detailed fund information, please visit our website at [www.mpfm.com.mo](http://www.mpfm.com.mo) and login to your Pension Fund Account.

「昇龍」退休基金 Pension Fund “Golden-Dragon”

基金資料 Fund Information

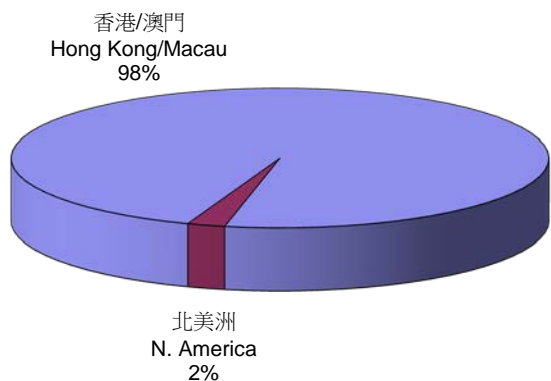
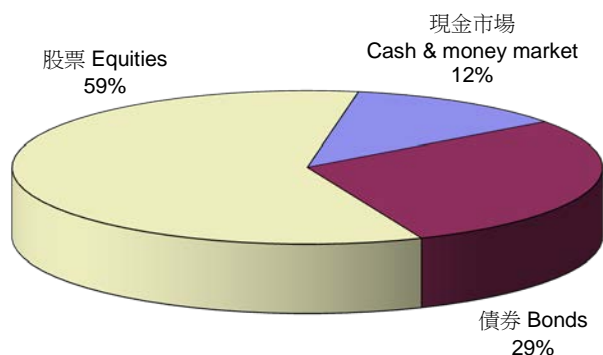
基金類別 Fund Type	大中華基金 Greater China Fund
成立日期 Inception Date	12.10.2006
風險程度 Risk Level	中至高 Medium / High
投資目標 Investment Objective	資本增值 Capital appreciation
資產組合 Asset Allocation	30% 債券及現金市場 Bonds & Money Market, 70% 大中華股票 Greater China Equities
綜合資產管理費 All-in-one Management Fee	1% p.a.

基金表現 Fund Performance

單位價格 Unit Price 31.12.2019 MOP185.29

年初至今 YTD	一年 1 Year	五年 5 Years	成立至今 Since Inception
8.33%	8.33%	10.41%	85.29%

資產分佈 Asset Allocation



十大資產 Top Ten Holdings	%
TENCENT HOLDINGS (P CHIP)	6.2
CHINA CONSTRUCTION BANK	5.3
PING AN INSURANCE	4.3
INDUSTRIAL AND COMMERCIAL BOC	3.7
CHINA MOBILE LTD	3.3
HSBC HOLDINGS	2.9
AIA GROUP LTD.	2.8
BANK OF CHINA	2.2
CNOOC	1.9
HONG KONG GOV'T BONDPROGRAMME-1.97%	1.0

注意：基金過往業績並不代表將來的表現。基金價格可升可跌，投資者可能無法全數收回已投資的金額。此投資表現報告內的資料以基金貨幣(澳門幣)計算。如欲獲取更多基金資料，請前往我們的網站 [www.mpfm.com.mo](http://www.mpfm.com.mo) 並登入閣下之退休基金帳戶。

Note: Past performance is not a guide to the future. Unit price may fall as well as rise and investors may not get back the full amount invested. All performance data in this report is in the currency of the fund (MOP). For more detailed fund information, please visit our website at [www.mpfm.com.mo](http://www.mpfm.com.mo) and login to your Pension Fund Account.



「MPFM 騰龍基金」退休基金 Pension Fund “MPFM Dragon Fund”

基金資料 Fund Information

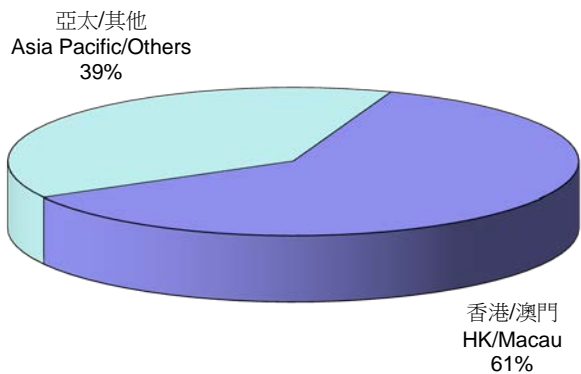
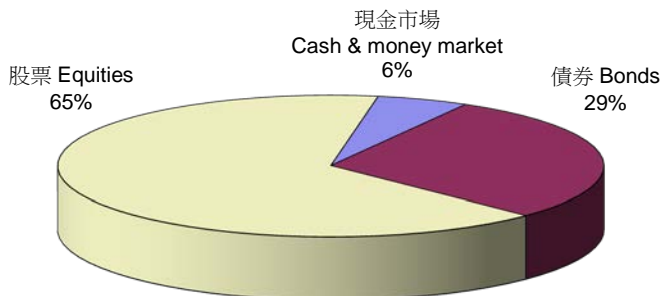
基金類別 Fund Type	大中華基金 Greater China Fund
成立日期 Inception Date	04.11.2011
風險程度 Risk Level	中至高 Medium / High
投資目標 Investment Objective	資本增值 Capital appreciation
資產組合 Asset Allocation	30-40% 債券及現金市場 Bonds & Money Market, 60-70% 大中華股票 Greater China Equities
綜合資產管理費 All-in-one Management Fee	1% p.a.

基金表現 Fund Performance

單位價格 Unit Price 31.12.2019 MOP147.35

年初至今 YTD	一年 1 Year	五年 5 Years	成立至今 Since Inception
9.57%	9.57%	22.24%	47.35%

資產分佈 Asset Allocation



十大資產 Top Ten Holdings	%
TENCENT HOLDINGS LTD	5.5
CHINA CONSTRUCTION BANK CORP-H	4.5
PING AN INSURANCE GRP CO OF CHINA LTD-H	3.2
INDUSTRIAL & COMM BANK OF CHINA LTD-H	2.9
MEITUAN DIANPING-B	2.4
SUNAC CHINA HOLDINGS LTD	2.1
CNOOC LTD	1.7
HSBC HOLDINGS PLC	1.7
CHINA MOBILE LTD	1.6
ALIBABA GROUP HOLDING LTD	1.6

注意：基金過往業績並不代表將來的表現。基金價格可升可跌，投資者可能無法全數收回已投資的金額。此投資表現報告內的資料以基金貨幣(澳門幣)計算。如欲獲取更多基金資料，請前往我們的網站 [www.mpfm.com.mo](http://www.mpfm.com.mo) 並登入閣下之退休基金帳戶。

Note: Past performance is not a guide to the future. Unit price may fall as well as rise and investors may not get back the full amount invested. All performance data in this report is in the currency of the fund (MOP). For more detailed fund information, please visit our website at [www.mpfm.com.mo](http://www.mpfm.com.mo) and login to your Pension Fund Account.