

基金資料 Fund Information

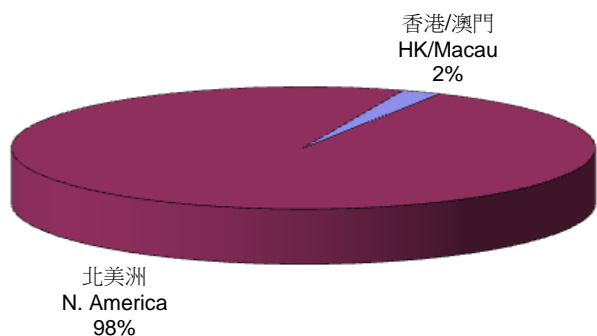
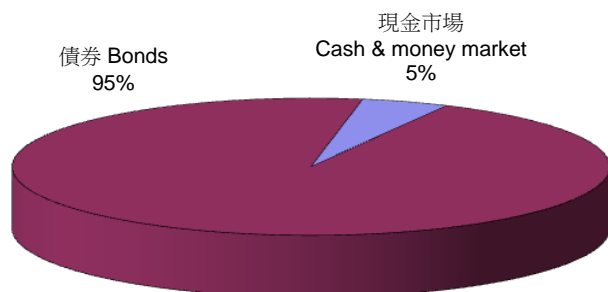
| | |
|-----------------------------------|-----------------------------------|
| 基金類別 Fund Type | 保本基金 Guaranteed Fund |
| 成立日期 Inception Date | 28.11.2002 |
| 風險程度 Risk Level | 低 Low |
| 投資目標 Investment Objective | 保障投資本金 Capital protection |
| 資產組合 Asset Allocation | 100% 債券及現金市場 Bonds & Money Market |
| 綜合資產管理費 All-in-one Management Fee | 1% p.a. |

基金表現 Fund Performance

單位價格 Unit Price 31.12.2018 MOP123.46

| 年初至今 YTD | 一年 1 Year | 五年 5 Years | 成立至今 Since Inception |
|-------------|--------------|---------------|-------------------------|
| 1.61% | 1.61% | 3.43% | 23.46% |

資產分佈 Asset Allocation



| 十大資產 Top Ten Holdings | % |
|--------------------------------------|-----|
| KCRC 2009 TRANCHE 1 | 1.4 |
| KDB – NOTES 2016 | 1.4 |
| EXP-IMP BANK OF KOREA 2017 GLOBAL SR | 1.4 |
| CPPIB CAPITAL INC 2017 GLOBAL SR | 1.4 |
| PROVINCE OF ONTARIO 2014 | 1.4 |
| KINGDOM OF BELGIUM 2014 EMTN SR | 1.4 |
| ROCHE HOLDINGS INC 2014 SR | 1.4 |
| MICROSOFT CORP 2017 GLOBAL | 1.4 |
| APPLE INC 2014 GLOBAL SR | 1.4 |
| ASIAN DEVT BANK ADB 2015 SR | 1.3 |

注意：基金過往業績並不代表將來的表現。此投資表現報告內的資料以基金貨幣(澳門幣)計算。如欲獲取更多基金資料，請前往我們的網站 www.mic.com.mo 並登入閣下之退休基金帳戶。

Note: Past performance is not a guide to the future. All performance data in this report is in the currency of the fund (MOP). For more detailed fund information, please visit our website at www.mic.com.mo and login to your Pension Fund Account.



基金資料 Fund Information

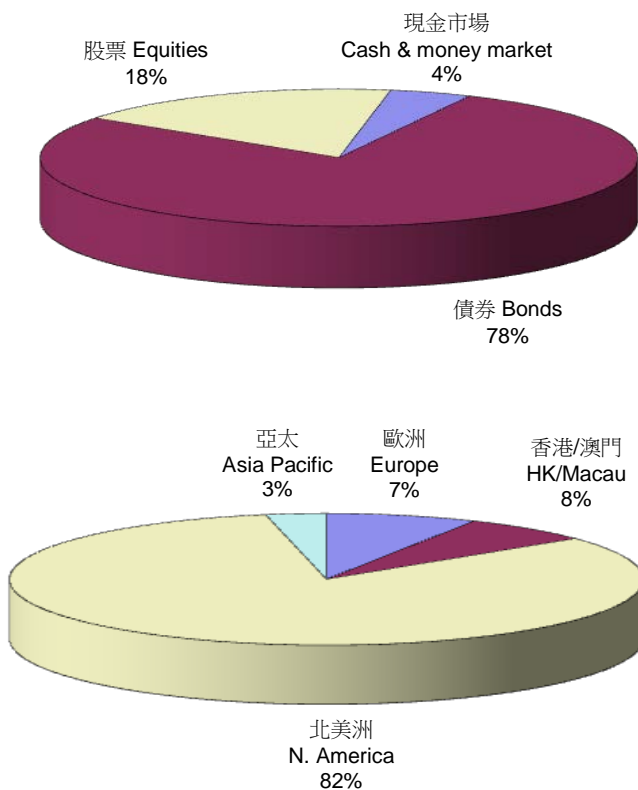
| | |
|-----------------------------------|---|
| 基金類別 Fund Type | 穩定基金 Stable Fund |
| 成立日期 Inception Date | 17.12.2001 |
| 風險程度 Risk Level | 低至中 Low / Medium |
| 投資目標 Investment Objective | 資本風險最小化 Minimized capital risk |
| 資產組合 Asset Allocation | 75% 債券及現金市場 Bonds & Money Market, 25% 股票 Equities |
| 綜合資產管理費 All-in-one Management Fee | 1% p.a. |

基金表現 Fund Performance

單位價格 Unit Price 31.12.2018 MOP143.18

| 年初至今 YTD | 一年 1 Year | 五年 5 Years | 成立至今 Since Inception |
|-------------|--------------|---------------|-------------------------|
| -2.00% | -2.00% | 10.34% | 43.18% |

資產分佈 Asset Allocation



| 十大資產 Top Ten Holdings | % |
|--|-----|
| UBS MULTI MANAGER ACCESS SICAV - US | 5.9 |
| UBS ETF SICAV-UBS ETF-MSCI EMU | 3.9 |
| UBS ETF SICAV-UBS ETF-MSCI | 3.2 |
| BERKSHIRE HATH- NOTES 2016 | 2.6 |
| MTN TOYOTA MOTOR CREDIT CORP. | 2.6 |
| MTR CORP (CI)-ASSET BACKED SEC 2016 | 2.5 |
| UBS (IRL) ETF PLC-MSCI USA SELECT FACTOR | 2.3 |
| UBS ETF SICAV-MSCI UNITED KINGDOM | 2.2 |
| THE LINK-MTN 2013 | 2.2 |
| WAL-MART STORES-NOTES 2014 | 2.1 |

注意：基金過往業績並不代表將來的表現。基金價格可升可跌，投資者可能無法全數收回已投資的金額。此投資表現報告內的資料以基金貨幣(澳門幣)計算。如欲獲取更多基金資料，請前往我們的網站 www.mic.com.mo 並登入閣下之退休基金帳戶。

Note: Past performance is not a guide to the future. Unit price may fall as well as rise and investors may not get back the full amount invested. All performance data in this report is in the currency of the fund (MOP). For more detailed fund information, please visit our website at www.mic.com.mo and login to your Pension Fund Account.

「MPFM 穩定基金」退休基金 Pension Fund “MPFM Stable Fund”

投資表現報告 – 2018 年第 4 季
Performance Report – 4th Quarter 2018

基金資料 Fund Information

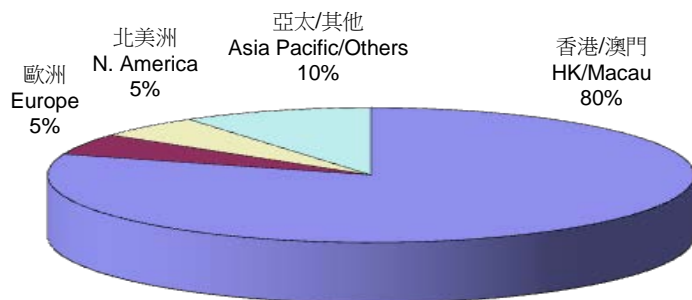
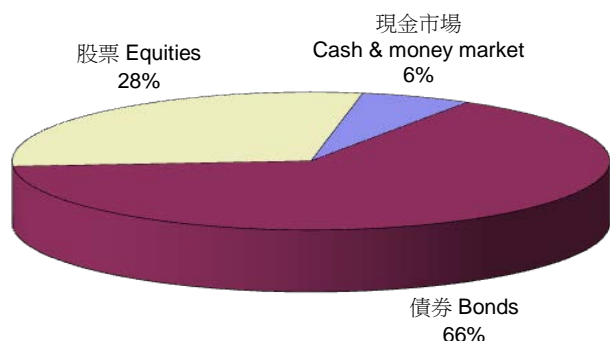
| | |
|-----------------------------------|---|
| 基金類別 Fund Type | 穩定基金 Stable Fund |
| 成立日期 Inception Date | 04.11.2011 |
| 風險程度 Risk Level | 低至中 Low / Medium |
| 投資目標 Investment Objective | 資本風險最小化 Minimized capital risk |
| 資產組合 Asset Allocation | 60-80% 債券及現金市場 Bonds & Money Market, 20-40% 股票 Equities |
| 綜合資產管理費 All-in-one Management Fee | 1% p.a. |

基金表現 Fund Performance

單位價格 Unit Price 31.12.2018 MOP117.82

| 年初至今 YTD | 一年 1 Year | 五年 5 Years | 成立至今 Since Inception |
|-------------|--------------|---------------|-------------------------|
| -3.68% | -3.68% | 8.48% | 17.82% |

資產分佈 Asset Allocation



| 十大資產 Top Ten Holdings | % |
|------------------------------------|-----|
| HONG KONG GOVT BOND PROGRAMME-1.1% | 2.1 |
| TENCENT HOLDINGS LTD | 1.6 |
| MUFG BANK LTD/HONG KONG-3.01% | 1.4 |
| MTR CORP CI LTD-2.65% | 1.3 |
| KOWLOON CANTON RAILWAY CORP-3.5% | 1.1 |
| UOB HONG KONG-2.315% | 1.0 |
| AIA GROUP LTD | 1.0 |
| HKCG FINANCE LTD-2.84% | 1.0 |
| HONG KONG GOVT BOND PROGRAMME-1.25 | 0.9 |
| HK SCIENCE & TECH PARKS-3.2% | 0.8 |

注意：基金過往業績並不代表將來的表現。基金價格可升可跌，投資者可能無法全數收回已投資的金額。此投資表現報告內的資料以基金貨幣(澳門幣)計算。如欲獲取更多基金資料，請前往我們的網站 www.mic.com.mo 並登入閣下之退休基金帳戶。

Note: Past performance is not a guide to the future. Unit price may fall as well as rise and investors may not get back the full amount invested. All performance data in this report is in the currency of the fund (MOP). For more detailed fund information, please visit our website at www.mic.com.mo and login to your Pension Fund Account.

基金資料 Fund Information

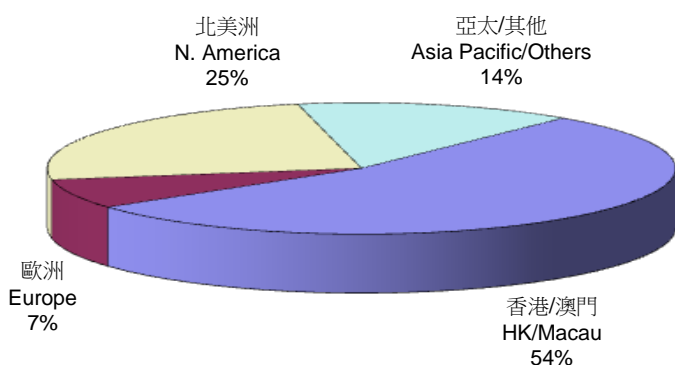
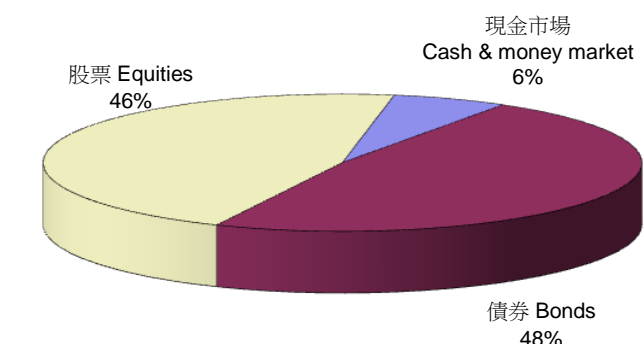
| | |
|-----------------------------------|---|
| 基金類別 Fund Type | 均衡基金 Balanced Fund |
| 成立日期 Inception Date | 12.10.2006 |
| 風險程度 Risk Level | 中 Medium |
| 投資目標 Investment Objective | 資本風險最小化 Minimized capital risk |
| 資產組合 Asset Allocation | 50% 債券及現金市場 Bonds & Money Market, 50% 股票 Equities |
| 綜合資產管理費 All-in-one Management Fee | 1% p.a. |

基金表現 Fund Performance

單位價格 Unit Price 31.12.2018 MOP117.37

| 年初至今 YTD | 一年 1 Year | 五年 5 Years | 成立至今 Since Inception |
|-------------|--------------|---------------|-------------------------|
| -4.72% | -4.72% | 5.81% | 17.37% |

資產分佈 Asset Allocation



| 十大資產 Top Ten Holdings | % |
|-------------------------------------|-----|
| HONG KONG GOVT BOND PROGRAMME-1.1% | 1.5 |
| MUFG BANK LTD/HONG KONG-3.01% | 1.0 |
| MTR CORP CI LTD-2.65% | 0.9 |
| MICROSOFT CORP. | 0.8 |
| APPLE INC. | 0.8 |
| KOWLOON CANTON RAILWAY CORP-3.5% | 0.8 |
| HKCG FINANCE LTD-2.84% | 0.7 |
| ALPHABET INC. | 0.7 |
| AMAZON.COM INC. | 0.7 |
| HONG KONG GOVT BOND PROGRAMME-1.25% | 0.6 |

注意：基金過往業績並不代表將來的表現。基金價格可升可跌，投資者可能無法全數收回已投資的金額。此投資表現報告內的資料以基金貨幣(澳門幣)計算。如欲獲取更多基金資料，請前往我們的網站 www.mic.com.mo 並登入閣下之退休基金帳戶。

Note: Past performance is not a guide to the future. Unit price may fall as well as rise and investors may not get back the full amount invested. All performance data in this report is in the currency of the fund (MOP). For more detailed fund information, please visit our website at www.mic.com.mo and login to your Pension Fund Account.

「MPFM 均衡基金」退休基金 Pension Fund “MPFM Balanced Fund”

投資表現報告 – 2018 年第 4 季
Performance Report – 4th Quarter 2018

基金資料 Fund Information

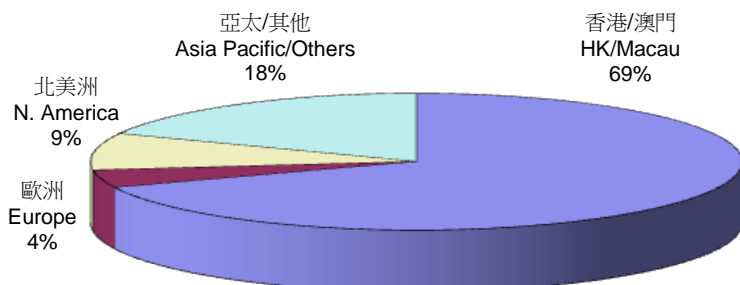
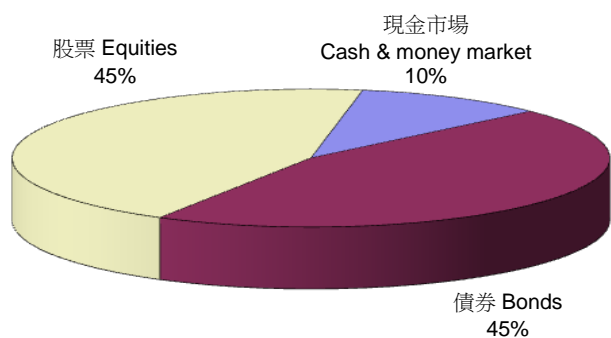
| | |
|-----------------------------------|---|
| 基金類別 Fund Type | 均衡基金 Balanced Fund |
| 成立日期 Inception Date | 04.11.2011 |
| 風險程度 Risk Level | 中 Medium |
| 投資目標 Investment Objective | 資本風險最小化 Minimized capital risk |
| 資產組合 Asset Allocation | 40-60% 債券及現金市場 Bonds & Money Market, 40-60% 股票 Equities |
| 綜合資產管理費 All-in-one Management Fee | 1% p.a. |

基金表現 Fund Performance

單位價格 Unit Price 31.12.2018 MOP125.60

| 年初至今 YTD | 一年 1 Year | 五年 5 Years | 成立至今 Since Inception |
|-------------|--------------|---------------|-------------------------|
| -5.96% | -5.96% | 12.05% | 25.60% |

資產分佈 Asset Allocation



| 十大資產 Top Ten Holdings | % |
|---|-----|
| TENCENT HOLDINGS LTD | 2.5 |
| AIA GROUP LTD | 1.6 |
| HONG KONG GOVT BOND PROGRAMME-1.1% | 1.4 |
| CHINA CONSTRUCTION BANK CORP-H | 1.2 |
| HSBC HOLDINGS PLC | 1.0 |
| PING AN INSURANCE GRP CO OF CHINA LTD-H | 1.0 |
| MUFG BANK LTD/HONG KONG-3.01% | 0.9 |
| MTR CORP CI LTD-2.65% | 0.9 |
| KOWLOON CANTON RAILWAY CORP-3.5% | 0.7 |
| CHINA MOBILE LTD | 0.7 |

注意：基金過往業績並不代表將來的表現。基金價格可升可跌，投資者可能無法全數收回已投資的金額。此投資表現報告內的資料以基金貨幣(澳門幣)計算。如欲獲取更多基金資料，請前往我們的網站 www.mic.com.mo 並登入閣下之退休基金帳戶。

Note: Past performance is not a guide to the future. Unit price may fall as well as rise and investors may not get back the full amount invested. All performance data in this report is in the currency of the fund (MOP). For more detailed fund information, please visit our website at www.mic.com.mo and login to your Pension Fund Account.

基金資料 Fund Information

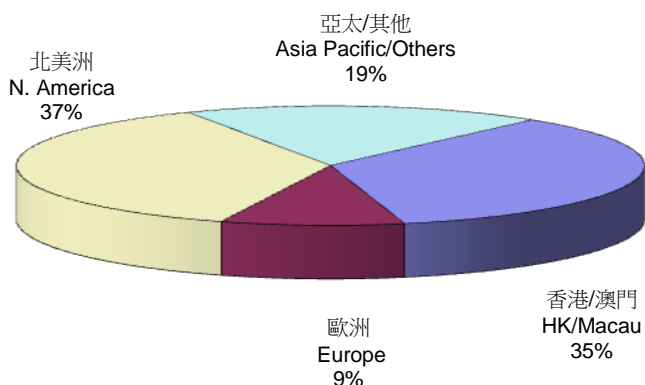
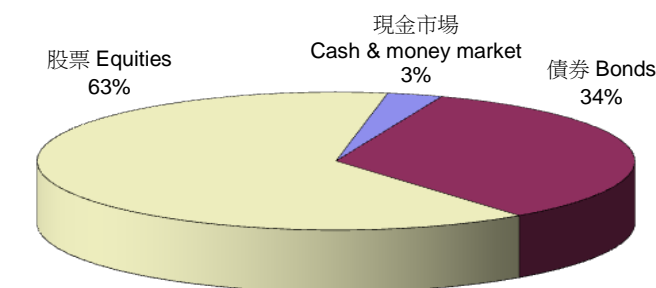
| | |
|-----------------------------------|--|
| 基金類別 Fund Type | 增長基金 Growth Fund |
| 成立日期 Inception Date | 10.10.2003 |
| 風險程度 Risk Level | 中至高 Medium / High |
| 投資目標 Investment Objective | 資本增值 Capital appreciation |
| 資產組合 Asset Allocation | 33% 債券及現金市場 Bonds & Money Market, 三分之二 股票 Equities |
| 綜合資產管理費 All-in-one Management Fee | 1% p.a. |

基金表現 Fund Performance

單位價格 Unit Price 31.12.2018 MOP157.46

| 年初至今 YTD | 一年 1 Year | 五年 5 Years | 成立至今 Since Inception |
|-------------|--------------|---------------|-------------------------|
| -6.92% | -6.92% | 9.04% | 57.46% |

資產分佈 Asset Allocation



| 十大資產 Top Ten Holdings | % |
|------------------------------------|-----|
| APPLE INC. | 1.4 |
| MICROSOFT CORP. | 1.2 |
| AMAZON.COM INC. | 1.1 |
| HONG KONG GOVT BOND PROGRAMME-1.1% | 1.0 |
| ALPHABET INC. | 1.0 |
| ISHARES MSCI INDIA ETF | 0.7 |
| MUFG BANK LTD/HONG KONG-3.01% | 0.7 |
| MTR CORP CI LTD-2.65% | 0.7 |
| BERKSHIRE HATHAWAY INC. | 0.6 |
| KOWLOON CANTON RAILWAY CORP-3.5% | 0.5 |

注意：基金過往業績並不代表將來的表現。基金價格可升可跌，投資者可能無法全數收回已投資的金額。此投資表現報告內的資料以基金貨幣(澳門幣)計算。如欲獲取更多基金資料，請前往我們的網站 www.mic.com.mo 並登入閣下之退休基金帳戶。

Note: Past performance is not a guide to the future. Unit price may fall as well as rise and investors may not get back the full amount invested. All performance data in this report is in the currency of the fund (MOP). For more detailed fund information, please visit our website at www.mic.com.mo and login to your Pension Fund Account.

「MPFM 增長基金」退休基金 Pension Fund “MPFM Growth Fund”

投資表現報告 – 2018 年第 4 季
Performance Report – 4th Quarter 2018

基金資料 Fund Information

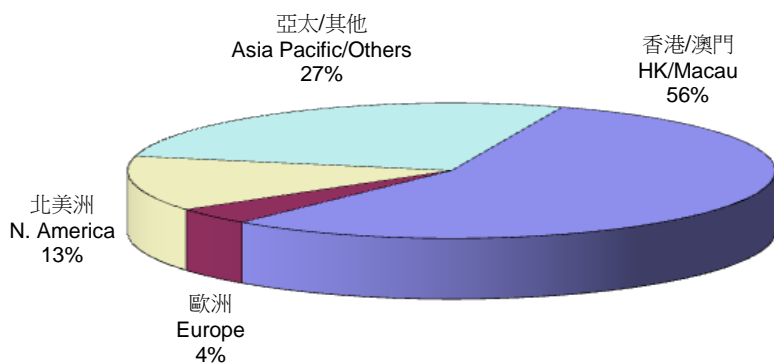
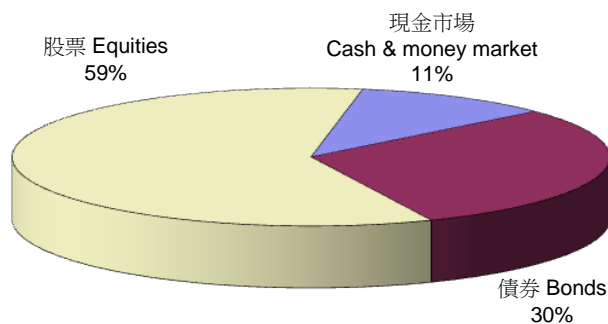
| | |
|-----------------------------------|---|
| 基金類別 Fund Type | 增長基金 Growth Fund |
| 成立日期 Inception Date | 04.11.2011 |
| 風險程度 Risk Level | 中至高 Medium / High |
| 投資目標 Investment Objective | 資本增值 Capital appreciation |
| 資產組合 Asset Allocation | 30-40% 債券及現金市場 Bonds & Money Market, 60-70% 股票 Equities |
| 綜合資產管理費 All-in-one Management Fee | 1% p.a. |

基金表現 Fund Performance

單位價格 Unit Price 31.12.2018 MOP133.80

| 年初至今 YTD | 一年 1 Year | 五年 5 Years | 成立至今 Since Inception |
|-------------|--------------|---------------|-------------------------|
| -8.17% | -8.17% | 14.73% | 33.80% |

資產分佈 Asset Allocation



| 十大資產 Top Ten Holdings | % |
|---|-----|
| TENCENT HOLDINGS LTD | 3.3 |
| AIA GROUP LTD | 1.9 |
| CHINA CONSTRUCTION BANK CORP-H | 1.7 |
| PING AN INSURANCE GRP CO OF CHINA LTD-H | 1.4 |
| HSBC HOLDINGS PLC | 1.2 |
| ALIBABA GROUP HOLDING LIMITED-ADR | 1.1 |
| CHINA MOBILE LTD | 1.0 |
| HONG KONG GOVT BOND PROGRAMME-1.1% | 0.9 |
| SHIMAO PROPERTY HOLDINGS LTD | 0.8 |
| HONG KONG EXCHANGES AND CLEARING LTD | 0.8 |

注意：基金過往業績並不代表將來的表現。基金價格可升可跌，投資者可能無法全數收回已投資的金額。此投資表現報告內的資料以基金貨幣(澳門幣)計算。如欲獲取更多基金資料，請前往我們的網站 www.mic.com.mo 並登入閣下之退休基金帳戶。

Note: Past performance is not a guide to the future. Unit price may fall as well as rise and investors may not get back the full amount invested. All performance data in this report is in the currency of the fund (MOP). For more detailed fund information, please visit our website at www.mic.com.mo and login to your Pension Fund Account.

基金資料 Fund Information

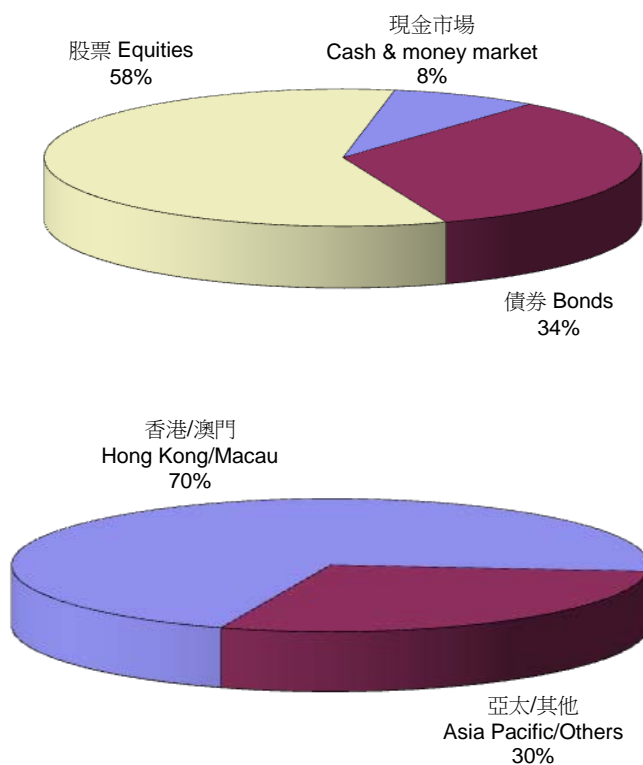
| | |
|-----------------------------------|--|
| 基金類別 Fund Type | 大中華基金 Greater China Fund |
| 成立日期 Inception Date | 12.10.2006 |
| 風險程度 Risk Level | 中至高 Medium / High |
| 投資目標 Investment Objective | 資本增值 Capital appreciation |
| 資產組合 Asset Allocation | 30% 債券及現金市場 Bonds & Money Market, 70% 大中華股票 Greater China Equities |
| 綜合資產管理費 All-in-one Management Fee | 1% p.a. |

基金表現 Fund Performance

單位價格 Unit Price 31.10.2018 MOP171.05

| 年初至今 YTD | 一年 1 Year | 五年 5 Years | 成立至今 Since Inception |
|-------------|--------------|---------------|-------------------------|
| -7.77% | -7.77% | 3.93% | 71.05% |

資產分佈 Asset Allocation



| 十大資產 Top Ten Holdings | % |
|-------------------------------|-----|
| CHINA CONSTRUCTION BANK | 5.4 |
| TENCENT HOLDINGS LTD | 5.3 |
| ICBC | 4.3 |
| PING AN INSURANCE | 4.0 |
| CHINA MOBILE (RED CHIP) | 3.9 |
| HSBC HOLDINGS | 2.9 |
| BANK OF CHINA | 2.8 |
| AIA GROUP LTD. | 2.7 |
| CNOOC | 1.8 |
| HONG KONG GOVT BOND PROGRAMME | 1.1 |

注意：基金過往業績並不代表將來的表現。基金價格可升可跌，投資者可能無法全數收回已投資的金額。此投資表現報告內的資料以基金貨幣(澳門幣)計算。如欲獲取更多基金資料，請前往我們的網站 www.mic.com.mo 並登入閣下之退休基金帳戶。

Note: Past performance is not a guide to the future. Unit price may fall as well as rise and investors may not get back the full amount invested. All performance data in this report is in the currency of the fund (MOP). For more detailed fund information, please visit our website at www.mic.com.mo and login to your Pension Fund Account.

「MPFM 騰龍基金」退休基金 Pension Fund “MPFM Dragon Fund”

投資表現報告 – 2018 年第 4 季
Performance Report – 4th Quarter 2018

基金資料 Fund Information

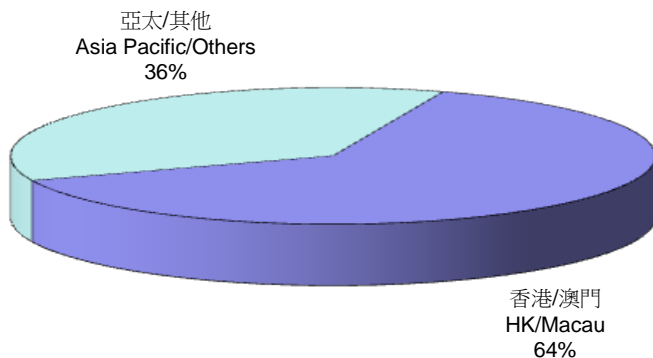
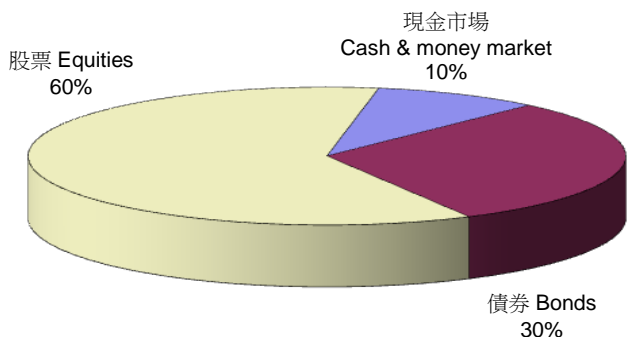
| | |
|-----------------------------------|--|
| 基金類別 Fund Type | 大中華基金 Greater China Fund |
| 成立日期 Inception Date | 04.11.2011 |
| 風險程度 Risk Level | 中至高 Medium / High |
| 投資目標 Investment Objective | 資本增值 Capital appreciation |
| 資產組合 Asset Allocation | 30-40% 債券及現金市場 Bonds & Money Market, 60-70% 大中華股票 Greater China Equities |
| 綜合資產管理費 All-in-one Management Fee | 1% p.a. |

基金表現 Fund Performance

單位價格 Unit Price 31.12.2018 MOP134.48

| 年初至今 YTD | 一年 1 Year | 五年 5 Years | 成立至今 Since Inception |
|-------------|--------------|---------------|-------------------------|
| -8.38% | -8.38% | 16.61% | 34.48% |

資產分佈 Asset Allocation



| 十大資產 Top Ten Holdings | % |
|---|-----|
| TENCENT HOLDINGS LTD | 5.3 |
| CHINA CONSTRUCTION BANK CORP-H | 3.3 |
| PING AN INSURANCE GRP CO OF CHINA LTD-H | 2.8 |
| AIA GROUP LTD | 2.6 |
| HSBC HOLDINGS PLC | 1.9 |
| CHINA MOBILE LTD | 1.9 |
| SHIMAO PROPERTY HOLDINGS LTD | 1.6 |
| INDUSTRIAL & COMM BANK OF CHINA LTD-H | 1.4 |
| AGRICULTURAL BANK OF CHINA LTD-H | 1.4 |
| WEICHAI POWER CO LTD-H | 1.3 |

注意：基金過往業績並不代表將來的表現。基金價格可升可跌，投資者可能無法全數收回已投資的金額。此投資表現報告內的資料以基金貨幣(澳門幣)計算。如欲獲取更多基金資料，請前往我們的網站 www.mic.com.mo 並登入閣下之退休基金帳戶。

Note: Past performance is not a guide to the future. Unit price may fall as well as rise and investors may not get back the full amount invested. All performance data in this report is in the currency of the fund (MOP). For more detailed fund information, please visit our website at www.mic.com.mo and login to your Pension Fund Account.